

## Model: Sky Panel SL-Pan Square

The Smart Choice For Office Applications

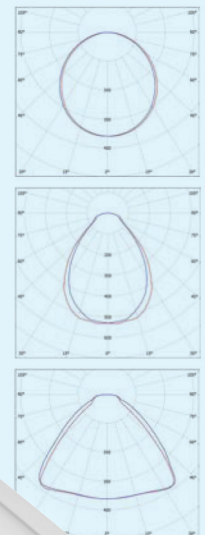
Sky Panel LED is a premium lighting system meeting the highest standards of functionality and safety. Sky Panel LED may powered by high quality Philips Xitanium, Tridonic or Osram drivers. This means that the system has a great power factor and is flicker free. What's more, Sky Panel LED can be a low glare luminaire (optional).



Option Available

Good to know:


Sky Panel LED is being certified for IECCE CB.



### GENERAL TECHNICAL SPECIFICATIONS

Supply Voltage	220-240V AC
Supply Frequency	50-60 Hz
RFI Suppression	EN 55015 / CISPR 15
Immunity	EN 61547
Harmonics	EN 6100-3-2
Operating Temperature	-25 - +25 °C
Storage Temperature	-40 - +60 °C
Housing Material	Aluminium
Diffuser	Opal or Micro-Prismatic
Protection Against Mechanical Impact	IK05
Beam Spread	120 or 90 deg
UGR	<19 (Optional)
Light Colour K	2700 - 6500K
Colour Rendering Index	> 80
Minimum Useful Life L70 B50	> 50.000 h
Driver /Power Unit	Philips Xitanium or Tridonic
Flickering	IEEE 1789
Power factor (full load at 230V)	> 0.90
Dimmable	Optional
Emergency pack	Optional
System Wattage	Up to 65W
System Efficiency	Up to 120 lm/W

\* in preparation



## GENERAL TECHNICAL SPECIFICATIONS

EAN	Model	Part Number	Power	Lumens	Dims. (mm)
4772049000629	Sky Panel 600 x 600mm up to 35W PRO	SL-PAN-40W-XW-AN	35W	4200	595 x 595
4772049000643	Sky Panel 300 x 1200mm up to 35W PRO	SL-PAN-45W-XW-AN	35W	4200	295 x 1195
4772049002678	Sky Panel 300 x 1200mm 40W ECO	SL-PAN-45W-XW-AN-S	43W	4300	295 x 1195
4772049001978	Sky Panel 600 x 1200mm 48W ECO	SL-PAN-45W-XW-BN-S	48W	4800	595 x 1195
4772049000650	Sky Panel 600 x 1200mm 65W ECO	SL-PAN-70W-XW-BN-S	65W	6500	595 x 1195
4772049002975	Sky Panel CertaFlux LED Panel 600 x 600mm	SL-PAN-41W-XW-AN-S	41W	3590	595 x 595
4772049002982	Sky Panel Fortimo LED Panel 600 x 600mm	SL-PAN-36W-XW-AN-MP	36W	3950	595 x 595
4772049000605	Sky Panel ELA G1 600 x 600mm 2800lm SNC	SL-PAN-27W-XW-AN-MP	27W	2800	595 x 595
4772049000612	Sky Panel ELA G1 600 x 600mm 3800lm SNC	SL-PAN-37W-XW-AN-MP	37W	3800	595 x 595
4772049002777	Sky Panel ELA G1 600 x 600mm 3800lm SNC TPA	SL-PAN-37W-XW-AN-TPA-MP	37W	3800	595 x 595
4772049001961	Sky Panel ELA G1 625 x 625mm 2800lm SNC	SL-PAN-27W-XW-LS-MP	27W	2800	620 x 620
4772049002784	Sky Panel ELA G1 625 x 625mm 3800lm SNC	SL-PAN-37W-XW-LS-MP	37W	3800	620 x 620
4772049000636	Sky Panel 600 x 600mm 40W ECO	SL-PAN-40W-LS-S-MP	40W	3500	620 x 620
4772049002791	Sky Panel CTA 3000K - 5700K 600 x 600mm 40W	SL-PAN-40W-BW-AN	40W	4000	595 x 595

### Type reference product key code: SL-PAN-aW-bW-c-d


a = means rating power (6, 8, 12, 15, 20, 24, 25, 26, 30, 34, 35, 36, 38, 40, 45, 50, 55, 60, 65 or 70)

b = means colour temperature (S = 2700K ±200K; W = 3000 ±200K; N = 4000 ±250K; D = 5000 ±300K; P = 6000 ±350K; C = 6500 ±500K)

c = means profile type (AN, BN, LN, LS, LY UD, XS, R2.5, R4, R6, R8, R60, PA, SM, PX90, PX120, PX150, AN2, BN2, LN2 LS2, FIO, BS or BS2)

d = optional version (S, S2, D, PC, EM, MP, TP, UD, WH, SI, BK or DALI)

EAN	Reference	Description
4772049000711	99008408	Adjustable stainless steel wiring suspension kit for Sky Panels
4772049000742	99008409	Ceiling mounting bracket kit for 600 x 600 Sky Panels
4772049000728	99008410	Ceiling mounting bracket kit for 300 x 1200 Sky Panels



Technology for  
an energy  
efficient world

Unit 1  
Victoria Business Park  
Roche  
St Austell  
PL26 8LX

t +44 (0)1872 248 414  
e info@suresense.co.uk  
w suresense.co.uk

Document: SST Sky Panel LED  
Effective date: 03/10/2019  
Issue No.: 01